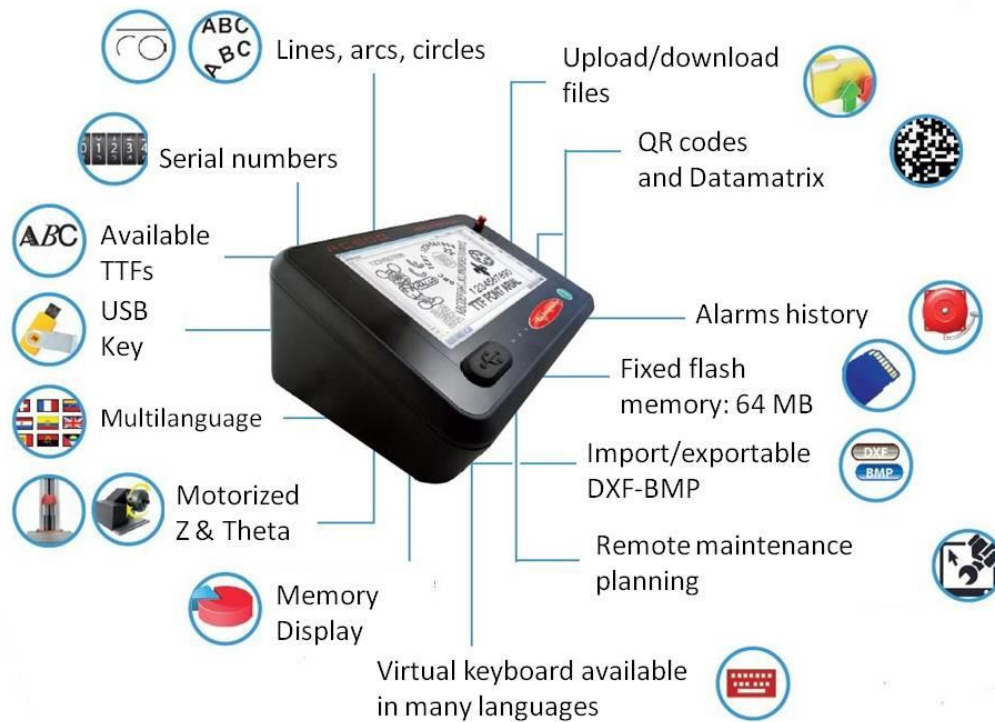


AC500 - CONTROLLER FOR ADP MACHINES



- **Universal, touch screen, easy to use**
- **Extremely precise and reliable**
- **Easy integration with PLCs and Host Computers**
- **TTF, 2D codes, arcs and logos**
- **Unlimited range of stored marking programs**

Controller AC500

The **Automator Universal Controller AC500**, with a 7" touch screen display, allows an easy and intuitive navigation in the software program, thanks to its stylus pen. Equipped with Serial port, USB interface and I / O connector, located on the rear, the controller is available in both bench and panel version for integrations.

Controller AC500 - Optionals

- Bar Code Scanners and 2D Code Readers
- Foot Start/stop button
- Logo and font generator software

WARNING

Do not block air vents on the side of the case. The marking system must be electrically isolated from any other device that may generate electromagnetic interference.

Controller AC500 - Technical Data


Overall dimensions LxWxH (mm inches):	230x165x110 9x6.5x4.3"
Weight (kg lbs):	2,3 5
Material of the cover:	Special fire proof resin material
IP certification of the cover:	42
Power supply (V):	48Vdc
External power supply:	110/220V 90-230V 50 - 60Hz
Humidity (%):	10-79 Not Condensed
Working temperature (°C °F):	0-45 32 - 113 Not condensed
Fixed Memory Card (MB)	64
Connectivity:	RS232, RS485, Ethernet, Usb, I/O

Controller AC500 - External power supply

AC500 external power supply complies with the following directives:



Connectivity

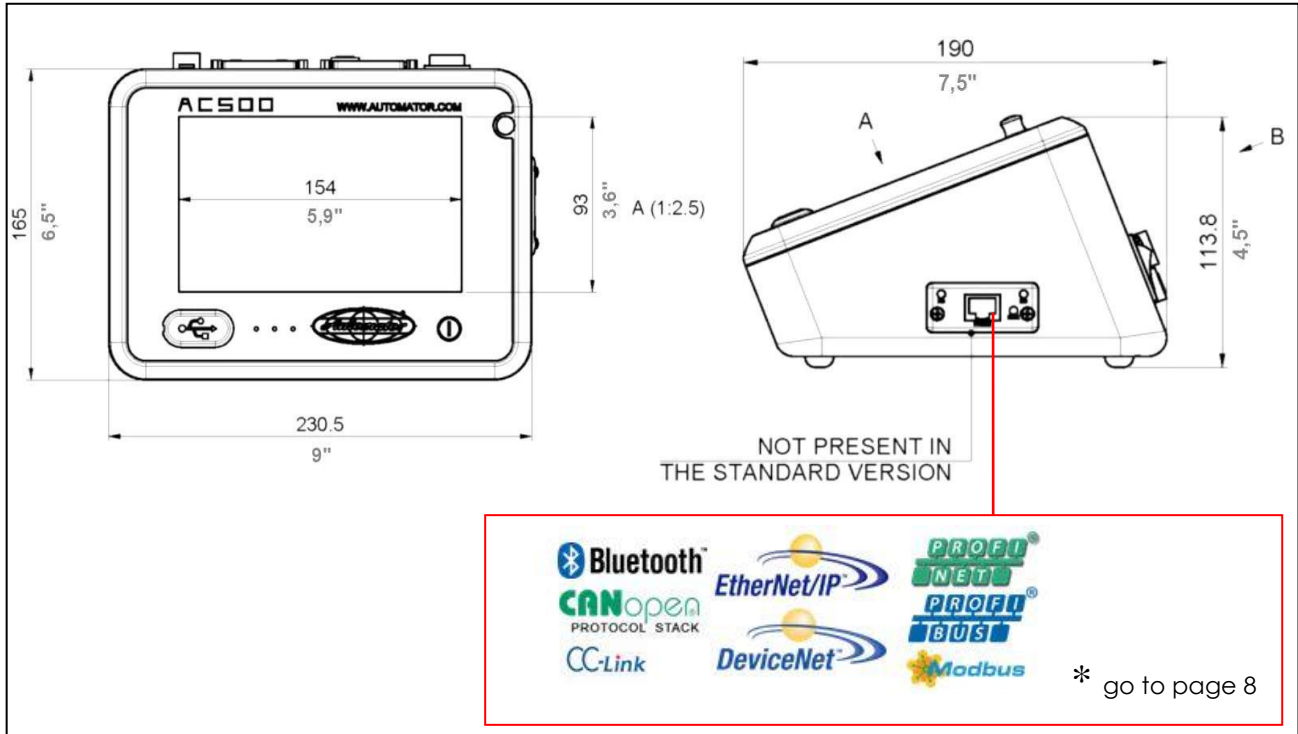


Controller AC500 - Filter

Pressure regulator with filter for drive air

AC500 - UNIVERSAL CONTROLLER

Controller AC500 - Technical Drawings



Universal Controller Software

The AC500 coupled with our Automator software allows an intuitive user interface with absolute graphic flexibility. Thanks to the touch screen graphic display, it is easy to navigate and to create messages to be marked and parameters.

The preview allows to represent exactly what will be marked and any change in the message will be displayed instantly. The software provides for the creation of messages with the date in various formats, fix or variable texts, codes, serial numbers, Datamatrix and logos. Possible the creation of the programs on the PC (running Windows operating systems), which can be easily transferred to the AC500 controller with USB stick or USB connection.



Host Communications

The AC500 software allows you to set the communication parameters to share data with a host computer, supporting RS-232 and RS-485 serial communication protocols and Ethernet TCP/IP interface. The software provides two different communication protocol modes:

- Programmable Protocol
- Extended Protocol

The serial RS-232 communications interface is available for remote devices: host computers, terminals, or scanners/readers.

The Ethernet (TCP/IP) interface is available for host computers working over a LAN (Local Area Network).

The RS-485 interface is available for multi-drop networks or long transmission distances or of up to 31 AC500 controllers.

Programmable Protocol

The programmable protocol is available for QR, barcodes and Datamatrix readers:

- no error checking or alarm/messages about data to be marked
- Starting character defines where the software begins to count character positions
- Terminating Character defines the end of the data to be read
- Character Position counted from the starting character independently by all the previous characters
- Variable length messages available

Extended Protocol

The extended protocol is bidirectional and available for marking applications that need serial communications. It includes error checking/alarm and a range of transmission messages Types: SOH, TYPE, [##] , STX, [DATA], ETX, BCC, CR

- SOH (ASCII) - The AC500 controller ignores all characters received before the SOH.
- TYPE (printable ASCII character) - It defines the types and content of the message from the host

Type 1 - It overwrites a field in the loaded marking with data from the Host.

Type P - It specifies the marking name to be loaded

Type Q - It updates the marking to be printed with new infos from the host to be placed in the Query table

Type V - It updates the variable text in a field of the current marking with infos from the Host.

Type O - It sends the marker to the online position

Type G - It sends a start print command for the current marking program

Type I - It returns a status hexadecimal code



Your Global Marking Partner since 1940

Rev. 0 September 2016

AC500 - UNIVERSAL CONTROLLER

- [##] - It specifies the Station ID of the AC500 for multi-drop network applications (Range: 00-31)
- STX (ASCII Start of Text Character: 002H)
- ETX – (ASCII text ending character: 003H)
- [DATA] - Optional character string for message types like Type 1, P, Q, and V
- BCC - Optional Block Check Code to improve link reliability by providing fault detection



www.IdentificationSystemsGroup.com
info@identificationsystemsgroup.com
Toll Free: 888-964-6482

***TRADEMARKS**

Automator, ADP and AC500 are registered trademarks of Automator International Srl.
Windows is a registered trademarks of Microsoft Corporation
Bluetooth is a registered trademark of Bluetooth SIG, Inc.
CanOpen is a registered trademark of CAN in Automation Inc
CClink is a registered trademark of Mitsubishi Inc.
Ethernet/IP and DeviceNet are registered trademarks of Rockwell Automation.
ProfiNet and ProfiBus are registered trademarks of Profibus Inc.
ModBus is a registered trademark of Schneider Automation